

BE SPOT-ON

AWARE



UK Government





Flea and tick spot-ons are an important way to protect your pet's health but how you use them really matters.

The way these medicines are applied can affect how well they work and whether they end up in our waterways and wider environment.


SMALL STEPS, BIG IMPACT



PLAN




-  Pick a time when you won't be in close contact with your pet, for example at night or before you go to work
-  Wash your pet a few days before before applying spot-on treatments






APPLY



-  Read instructions or visit VMD Product Information Database to apply it right
-  Part your pet's fur at application site(s) until you can see the skin, apply directly to the skin not the fur

PROTECT



-  Keep your hands away from the application site until its dry
-  Do not let your pet swim for at least 4 days after application
-  Limit swimming and washing your pet in the weeks following application
-  Bin used pipettes- don't rinse them down the sink or recycle
-  Put treated fur in the bin, don't leave out for birds

Seek professional advice from your vet or medicine supplier about your flea and tick control if these steps prove difficult for you and your pet, or if your medicine appears to not be working.